

Changing permissions after installation of SAP Patch.

Checking the settings:

CATT and eCATT allow...

If you have authorization for Transaction **SCC4**, check following settings.

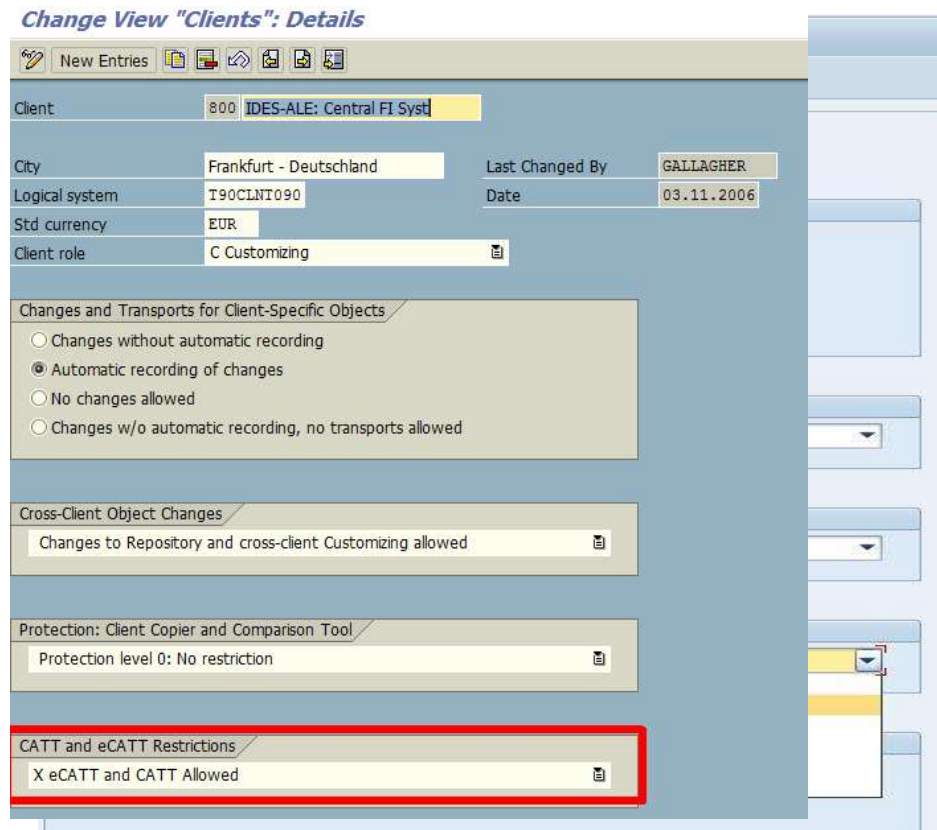
SCC4

Display View "Clients": Overview



Client	Name	City	Crpy	Changed on
000	SAP AG	Walldorf	DEM	15.03.2006
001	SAP AG	Walldorf	DEM	28.11.2006
066	early Watch	Walldorf	EUR	28.04.2004
701	Customer	Bothel	USD	18.09.2011
800	IDES-ALE: Central FI Syst	Frankfurt - Deutschland	EUR	03.11.2006
810	IDES-ALE: Sales System	Barcelona - Spanien	DEM	13.08.2008
811	IDES-ALE: Production	Porto - Portugal	EUR	17.09.2004
812	IDES-ALE: Warehouse	Dallas, USA	DEM	20.03.2003
991	Dummy	Bothel	USD	29.09.2011

Change View "Clients": Details



New Entries

Client: 800 IDES-ALE: Central FI Syst

City: Frankfurt - Deutschland Last Changed By: GALLAGHER

Logical system: T90CLNT090 Date: 03.11.2006

Std currency: EUR

Client role: C Customizing

Changes and Transports for Client-Specific Objects

Changes without automatic recording

Automatic recording of changes

No changes allowed

Changes w/o automatic recording, no transports allowed

Cross-Client Object Changes

Changes to Repository and cross-client Customizing allowed

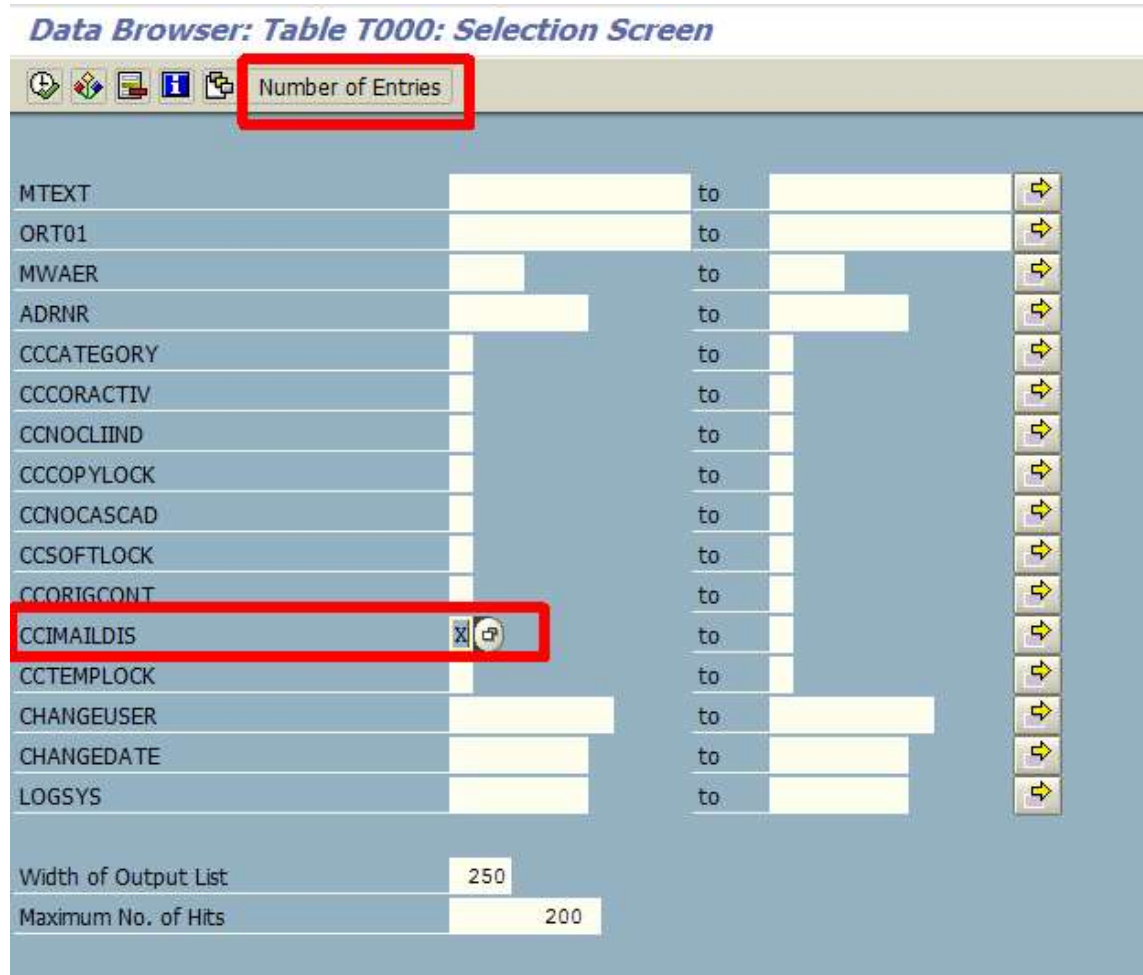
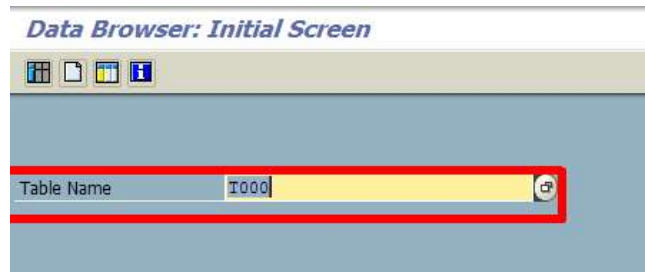
Protection: Client Copier and Comparison Tool

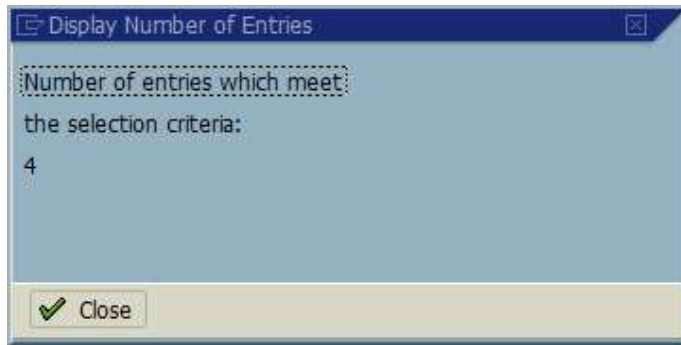
Protection level 0: No restriction

CATT and eCATT Restrictions

X eCATT and CATT Allowed

If you have authorization for Transaction **SCC4** but you have access to **SE16** or **SE16N** (in read only mode), proceed as following steps. (in table T000)





If there are 0 hits contact your IT- Support to set the changes back in the
CATT and eCATT allowed .

